



RadioRA 2

Save energy with wireless total home control from Lutron

Table of contents

01 The benefits of total home control


02 Home tour:



Entry, page 02



Kitchen, page 04



Media room, page 06



Sunroom, page 08



Master suite, page 10

12 Enhanced system functionality

14 Colors and styles

16 System components

30 Technology you can count on

32 The basics of energy savings



The benefits of total home control



seeTouch wall-mounted keypad in terracotta with personalized engraving

Create lighting scenes to match any mood or activity at the touch of a button.

Total home control is the ability to adjust the amount of daylight and electric light, the temperature, and the power used by appliances in a room, or throughout your home.

With RadioRA 2, you can:

- **save energy** and lessen your impact on the environment. The energy-saving benefits of RadioRA 2 are brought to you through a combination of light, shade, temperature, and appliance control.
- **add convenience to your daily life.** With a total home control system, you can adjust lights, shades, and temperature to the specific level you want, in a particular room, or throughout your house — at the touch of a button.
- **create just the right mood or ambiance** for any activity — and do it with stylish products that will complement your home's décor.
- **add cutting edge technology to your home.** With RadioRA 2, you can control lights, shades, temperature, and appliances from wall-mounted, tabletop, or handheld controls, in a specific room — or remotely from another room — or even from outside your home. You can also incorporate voice and audio control into your system with other connected home products.

Ideal for existing homes and new construction

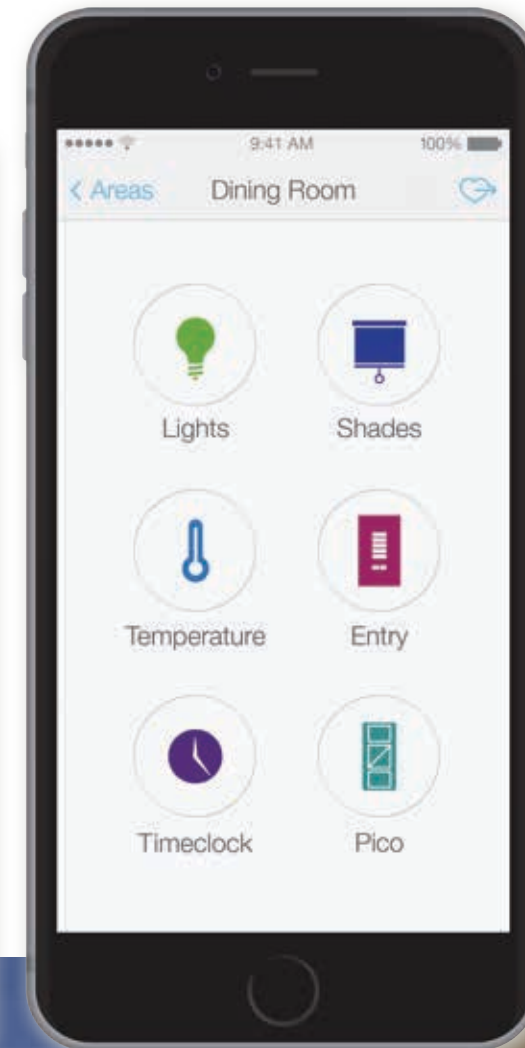
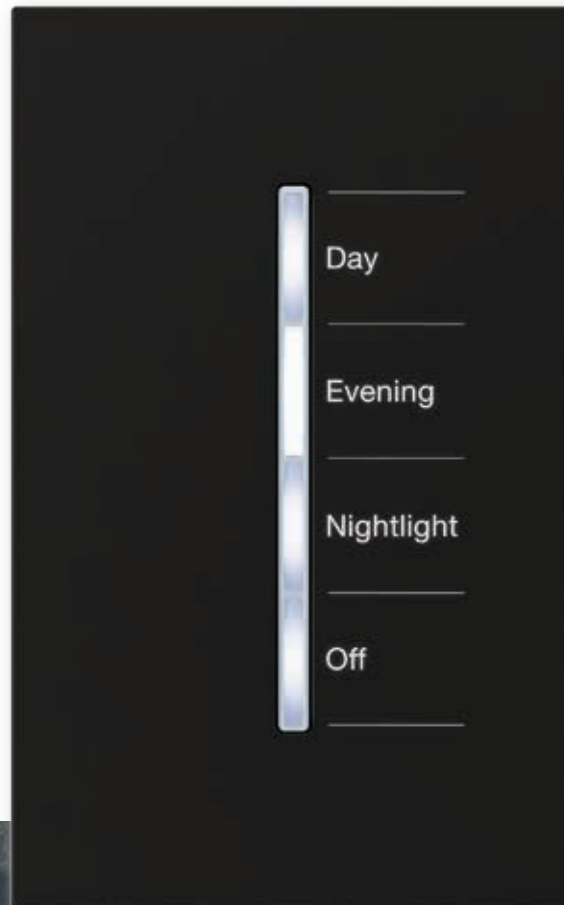
Because RadioRA 2 features Lutron wireless technology, the system installs just as easily into existing homes as it does into new construction.

Entry: Warm and welcoming

Control from inside or outside your home

Conveniently control and monitor your home's lights, shades, and temperature as you approach your home, from anywhere inside your home, or even while away.

The system's two-way communication lets you know if lights are left on, shades are open, or what the temperature is even when you can't see the areas being controlled.



GRAFIK T RF C•L hybrid keypad in black; iPhone®, and Apple Watch® with Lutron Connect app



Turn on your lights from the comfort of your car.


Never walk into a dark house again.

Create a path of light from your foyer into your house.

iPhone and Apple Watch are registered trademarks of Apple Inc., registered in the U.S. and other countries.



Energy-saving tips



Scheduling

Schedule lights to turn off and the temperature to turn back when you head out for work in the morning.

Kitchen: The heart of your home

Control for versatility

Whole home control adds a new level of versatility to your kitchen by making it easy to create the perfect atmosphere for different activities.

And with temperature control, you can stay comfortable as things heat up — just turn the thermostat down a few degrees right from your seeTemp wall control.



seeTouch keypad and seeTemp wall control in midnight with a stainless steel wallplate



Bright daylight illuminates work surfaces when preparing meals.



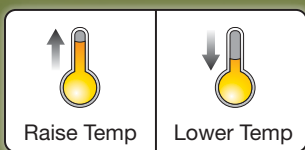
Downlights and insulating honeycomb shades set the mood for entertaining.



Soft lighting and adjusted shades offer relaxation and privacy.




Energy-saving tips



Temperature control

Wireless temperature sensors are easily placed in an optimum location. Because they're battery powered, they don't require wiring.



Dimming

Dimming allows you to have exactly the amount of light you want — where you want it — rather than wasting energy illuminating an entire room.

Media room: Taking it easy

Control for convenience

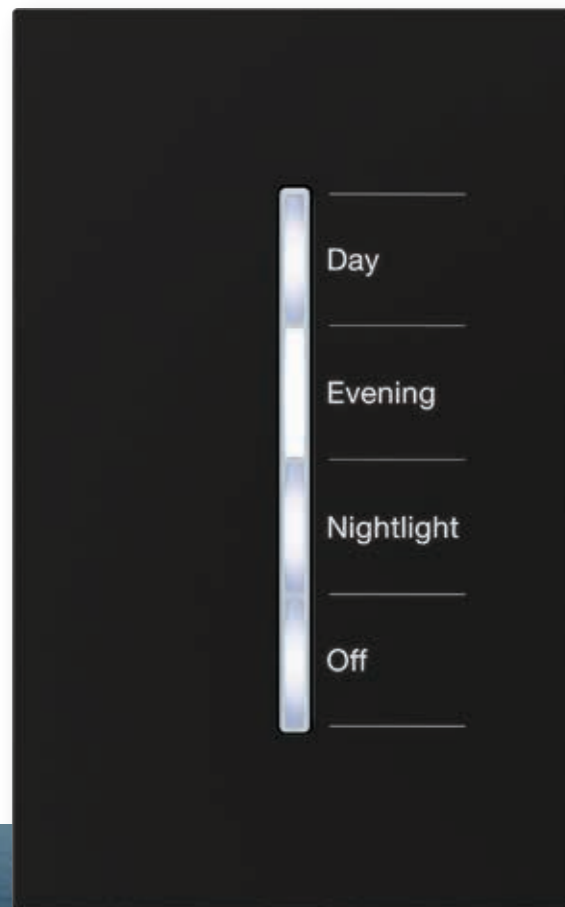
RadioRA 2 brings theater magic to your media room by dimming the lights as the show begins. Proper light levels and glare-eliminating shades create the perfect viewing environment.




Touch panel control

Integration with other systems


RadioRA 2 integrates with a wide variety of universal remote controls, allowing you to control lights, shades, temperature, and audio-visual components all from your favorite remote. We work with other manufacturers to make sure our products integrate reliably. Please see page 12 for a list of our integration partners.



GRAFIK T RF C•L hybrid keypad in black wallplate




Turn your media room into the ultimate home theater by creating the perfect viewing environment.



Say goodbye to glare with controllable window shades.



Energy-saving tips



Plug-in appliance module

Many electronic devices, such as stereos, use energy even when they appear to be off. By plugging these devices into the appliance module you can completely shut off power — and be sure the devices aren't wasting energy.



Easily conceal the plug-in appliance module behind furniture.

Sunroom: Entertaining friends

Control for indoor/outdoor living

Add RadioRA 2 to a room and you've just increased its flexibility. Adjust lights and shades to create the best setting for reading. When entertaining, soften lights in spaces where guests are relaxing, and raise shades to enjoy the sunset.

You can also conveniently control your ceiling fan with our wall control, which makes it easy to fine-tune the room temperature without the hassle of pull chains.



Pico wireless control with night light



Integration with a universal remote control provides added flexibility.



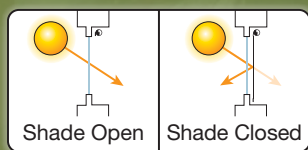
Adjust lights and shades to create the best setting for reading.



When entertaining, soften lights in spaces where guests are relaxing, and raise shades to enjoy the sunset.



Energy-saving tips



Shade control

In summer, close shades to block the sun, which will reduce cooling costs. In winter, open shades to let daylight warm your home — then close them in the evening to retain the heat.

Master suite: Rooms for relaxing

Control in your bedroom — and bathroom


The convenience of whole home control means you can monitor lights, shades, heating, and cooling from anywhere in your home — including the comfort of your bed. You can also set lights and shades in the bathroom to the perfect level for creating a soothing retreat.



seeTouch tabletop keypad in snow



Set lights and shades in the bathroom to the right level for relaxing.



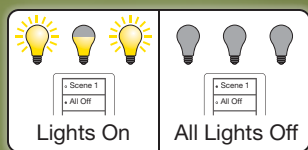
Turn lights off in rooms you may have forgotten about from the comfort of your bed.



Press a keypad button and wake up to soft light.





Energy-saving tips



“Goodnight” button

Press the “Goodnight” button on a tabletop keypad after you climb into bed, and you can rest assured that all of the lights are off.



Occupancy/Vacancy sensors

Radio Powr Savr occupancy/vacancy sensors turn off the lights when the room is empty. They are ideal for rooms where lights are often left on, such as bathrooms or a child’s room.


Enhanced system functionality

Open integration

Lutron works with many other manufacturers to ensure that our systems integrate reliably with a wide variety of remotes and automation systems.

- Alarm.com
- Amazon
- AMX
- Autonomic
- Bang & Olufsen
- Clare Controls
- Control4
- Converging Systems
- Crestron Electronics, Inc.
- Dana Innovations
- ELAN
- ELK
- Honeywell
- iSimplex
- Key Digital
- Nest
- OnControls
- ProControl
- RTI
- Savant
- Simple Control
- Sonos
- URC
- Wall Smart

RadioRA 2 can be integrated with popular control and automation systems to make light, shade, and temperature control part of the experience.



Garage door opener



Security system keypad

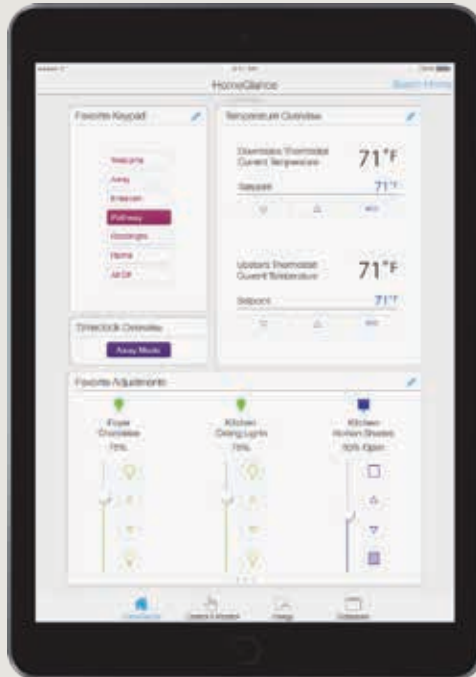
RadioRA 2 integrates directly with select security panels to provide an enhanced security experience and additional lifestyle benefits in the home. RadioRA 2 acts as an extension of the security keypad, so you can save energy, create privacy, and add comfort every time you use your security system.

Alarm.com, ELK, and Honeywell platforms supported.

¹ LaunchPort is a trademark of Dana Innovations DBA iPort in the United States and other countries. All rights reserved.

Connect with your home

With the Lutron Connect app, you can connect with your home on a whole new level and monitor your RadioRA 2 system in real-time right from your mobile device — while at home or away! You will also enjoy other great features like...



FREE remote access*

Convenient control from anywhere with iOS or Android™ devices.

Arriving/Leaving Home Functionality

Automatically adjusts lights, shades, and temperature when you arrive or depart a predetermined area. Or, automatically sends notifications to your phone asking you to confirm if you would like to adjust your system.



Keypad Builder and Level Editor

Keypad Builder allows you to easily adjust your system's keypad, timeclock, and thermostat programming, while the Level Editor lets you create new light and shade scenes on your own.

HomeGlance and Widget support

Easy access to favorite scenes from your home screen.

amazon echo

Voice Control

No need to press a button to adjust light, shade, or temperature control scenes. Simply tell Alexa to do it for you: "Alexa, turn on Dining."



SONOS

Audio Control

Directly control any Sonos Home Sound System. You can even incorporate audio into scenes.



* Lutron Connect Bridge required
Android is a trademark of Google Inc.

Colors and styles

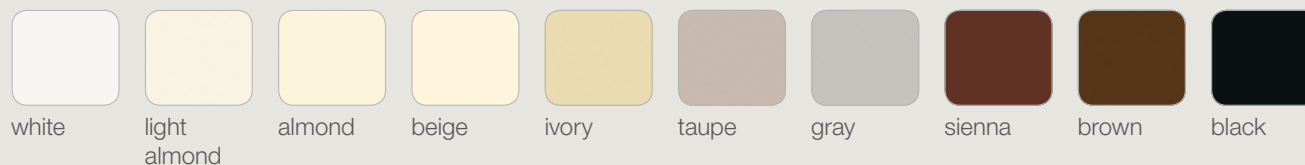
RadioRA 2 keypads, dimmers, and accessories come in beautiful color palettes, while shades are available in a wide variety of fabrics and styles (see page 28). You can choose colors and fabrics to complement a room's look and feel and to coordinate with the overall style of your home.

New Architectural style devices and accessories



GRAFIK T RF C•L hybrid keypad, GRAFIK T dimmer, 15A receptacle ganged with GRAFIK T RF C•L hybrid keypad, 15A receptacle, 15A USB receptacle, 20A receptacle in gray

Architectural Matte



Glass



Designer style devices and accessories




seeTouch keypad, Maestro dimmer, receptacle, phone jack, cable jack, and seeTemp® wall control in mocha stone

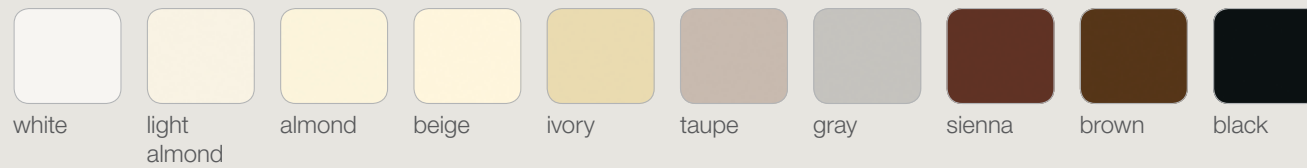
Satin Colors




Designer Gloss



Architectural Matte



Glass



System components



When you choose RadioRA 2, you're selecting a comprehensive system comprised of keypads, light controls, sensors, fan controls, temperature controls, appliance controls, and shades.

RadioRA 2 was developed so that you can choose the specific components you want in order to create the system that will best suit your lifestyle.



Keypads

pages 18–20



Light controls

pages 21–24



Appliance control

page 23



Fan control

page 25



Sensors

page 25




Temperature controls

pages 26–27



Behind the scenes

page 27



Automated shades

pages 28–29

System components

Keypads

Use wall-mounted or tabletop keypads to adjust lights, ceiling fans, shades, or HVAC. Handheld controls and the car visor transmitter are convenient ways to adjust lights and shades. Keypads are available in a wide variety of button configurations and colors.




Shown actual size: Five-button keypad with raise/lower



Shown actual size: Three-button keypad with raise/lower

seeTouch wall-mounted keypads install in a standard wallbox to provide control of lights and/or shades individually or in preset scenes. They feature backlit buttons and personalized engraving.



Available button configurations

Keypads (continued)

seeTouch tabletop keypads are powered by standard AAA batteries or an included plug-in adapter. Tabletop keypads provide convenient, portable control of the system with backlit buttons and personalized engraving.



Shown actual size: Tabletop keypad with 10 scene buttons, as well as on/off and raise/lower buttons

The **car visor transmitter** is a three-button, battery-powered control that provides control of lights and shades from your car. HomeLink® compatibility in the visor control receiver (see page 27) allows your car's built-in buttons to adjust lights and shades.



Shown actual size: Car visor transmitter


System components

Keypads (continued)

Pico wireless controls are battery-powered (10-year battery life) remote controls that can be mounted to any wall surface, placed on a pedestal for tabletop use, or used as a handheld control. A wall-mount option provides the convenience of additional “3-way” control of lights with no new wiring.



Quad pedestal-mounted light, shade, and audio Pico wireless controls (single, dual, and triple pedestals also available)



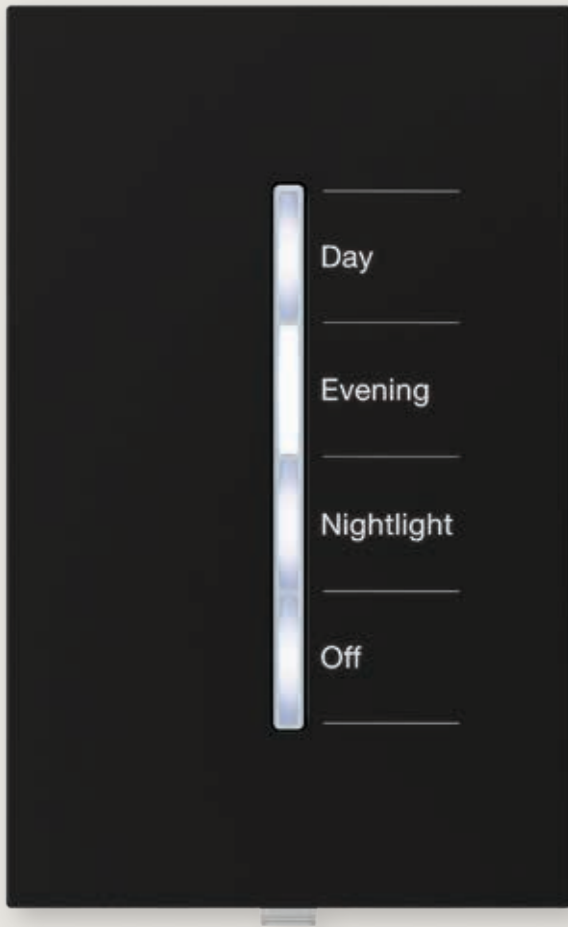
Shown actual size:
Handheld Pico
wireless control



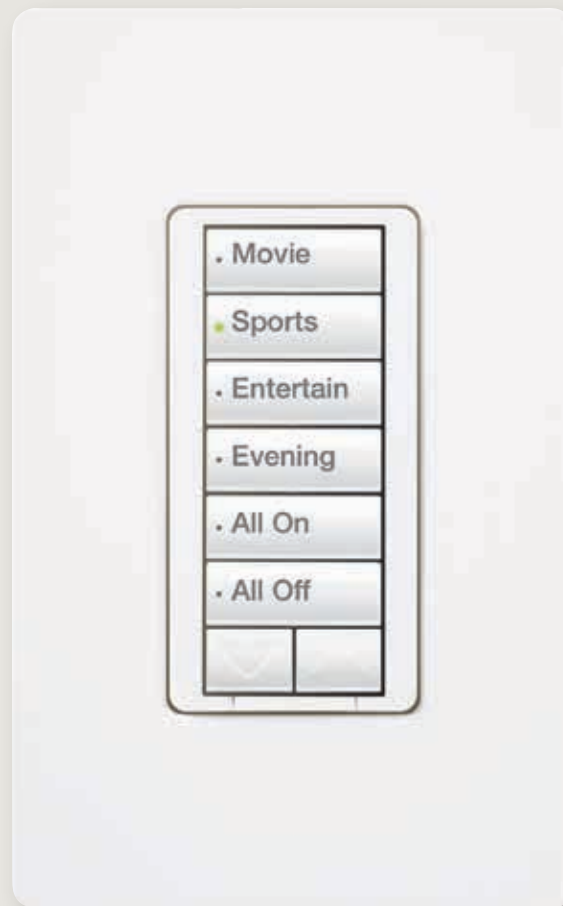
Shown actual size: Wall-mounted
Pico wireless control with coordinating
Lutron Claro wallplate

Light controls

Light controls provide the basic building blocks for the RadioRA 2 system. Dimmers, switches, and other components are available in a variety of colors and finishes.



Shown actual size: Wall-mounted GRAFIK T RF C-L hybrid keypad with personalized engraving



Shown actual size: Wall-mounted seeTouch C-L hybrid keypad with personalized engraving

The **wall-mounted C-L hybrid keypad** replaces a standard switch. It receives signals from keypads and sensors and controls power to your lights. With the hybrid keypad you can turn your lights on, off, dim them, or create specific scenes. You can also control other lights throughout your home — as well as shades — using this keypad.

System components



Light controls (continued)

A **wall-mounted dimmer** installs in place of a standard light switch to provide dimming control of the attached lighting, as well as system control from keypads and other devices.

A **wall-mounted switch** installs in place of a standard light switch to provide switching control of the attached lighting, as well as system control from keypads, sensors, and other devices.



Shown actual size: RadioRA 2 wall-mounted dimmer



Shown actual size: RadioRA 2 wall-mounted switch



Shown actual size: GRAFIK T wall-mounted dimmer/switch

Light controls (continued)

The **tabletop lamp dimmer** provides direct dimming control of an attached table lamp, and provides system control of the lamp from keypads and other devices. The dimmer's "stack-on" plug connects to a standard electrical receptacle and also provides the connection for the lamp.



The **plug-in dimming module** plugs into a standard receptacle and provides connection for floor or table lamps. Plug-in modules are designed to be concealed behind furnishings. Connected lights can be controlled only from keypads, sensors, and other system devices.



Appliance control

Appliance controls save energy by shutting off standby power to electronic appliances such as printers and computer monitors when they're not in use.

The **plug-in appliance module** plugs into a standard receptacle and provides connection for electrical appliances. Plug-in modules are designed to be concealed behind furnishings. The connected appliance can be switched off only from keypads, sensors, and other system devices.

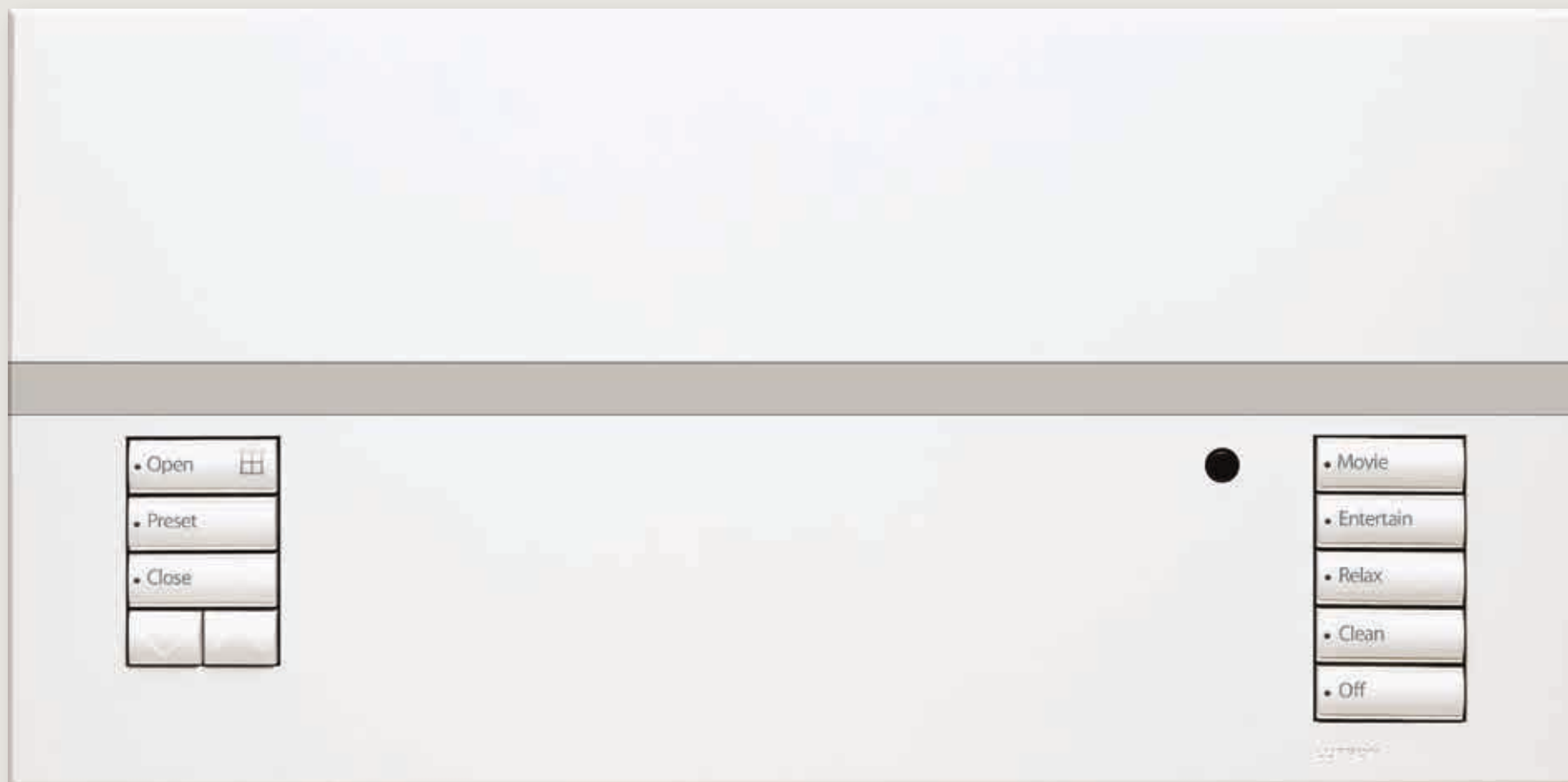


System components



Light controls (continued)

GRAFIK Eye QS Wireless control units provide integrated control of multiple groups of lighting fixtures and shading groups within a single room. Individual lighting loads and shade groups can be controlled directly from the unit's controls, hidden below a hinged cover.



Shown actual size: GRAFIK Eye QS Wireless control unit with one shade zone and personalized button engraving (control shown with closed cover)

Above: control shown with cover open



Fan control

Fan controls are a convenient way of controlling ceiling fans without the hassle of pull chains.

The wall-mounted fan control works with ceiling fans up to 2 amps, provides four quiet speeds, and doesn't require any additional wiring.



Shown actual size: Wall-mounted fan control



Occupancy/vacancy sensors

Sensors provide automated energy savings and added convenience. **Radio Powr Savr wireless occupancy/vacancy sensors** are battery powered (10-year battery life) and can be installed without the need for any wiring.

These sensors work with RadioRA 2 light controls to turn lights on when people enter a room and turn lights off automatically when the room is empty. Available in ceiling, corner, and hallway mount configurations for appropriate sensor coverage in any room.



Shown actual size: Radio Powr Savr wireless occupancy/vacancy sensor (ceiling mounted and wall mounted)

System components

Temperature controls

Add a Lutron thermostat to your RadioRA 2 system for convenient temperature control from keypads, mobile devices, and the timeclock.



The **seeTemp** wall control shows current temperature and allows you to adjust set point and system mode (heating, cooling, auto, fan on/off). Save energy by reducing your HVAC usage with the “eco” button.



The **Lutron Wireless Thermostat** allows for the ability to adjust temperature settings via a mobile device — whether home or away. Offering a large, backlit touch-screen display for precise comfort control of temperature and humidity, this thermostat works over any existing Wi-Fi network.



The **TouchPRO Wireless with Clear Connect RF Technology** combines the trusted Honeywell® brand with Lutron innovation. It looks like a conventional thermostat, is easy to install, and it works with Lutron’s designer seeTemp wall-mounted temperature controls — so you can add additional points of control while enhancing décor.

Shown actual size: seeTemp wall control



Behind the scenes

HVAC Controller with Wireless Temperature Sensor

The **HVAC controller** connects to your home's mechanical equipment using standard thermostat wiring.

The battery-powered (5-year battery life) **wireless temperature sensor** is surface-mounted to the wall in the space to be conditioned. It detects temperature and transmits that information to the HVAC controller.



HVAC controller shown at 65% actual size: 4.2" x 5.25"

Shown actual size: Wireless temperature sensor

The **main repeater** provides open integration with other systems, devices, and the web. The included astronomic timeclock allows system control based on time of day, as well as sunrise/sunset. The main repeater is required for system set up and operation.

The **auxiliary repeater** extends system radio frequency (RF) range in larger applications, outdoor spaces, and between buildings. It can be used wirelessly within the home or be wired to another repeater to span longer distances.

The **visor control receiver** provides system control from the car. The security feature turns on and flashes selected lights when the security system is activated. Contact closure outputs enable remote control of garage door openers.

The **Lutron Connect Bridge** provides free remote access for mobile apps. It also synchronizes the system timeclock with internet timer servers.



Main repeater



Auxiliary repeater



Visor control receiver



Lutron Connect Bridge

System components

Automated shades

Sivoia QS Wireless and Sivoia QS Triathlon (our battery-powered shades) offer ultra-quiet, precision control of Lutron window treatment styles at the touch of a button.



Sivoia QS Triathlon
Sivoia QS Wireless

Roller shades provide precision control of daylight with near-silent operation. Battery-powered option available.



Sivoia QS Triathlon
Sivoia QS Wireless

Honeycomb shades offer superior insulation with honeycomb design in elegant textures and colors. Battery-powered option available.



Sivoia QS Wireless

Drapery track systems add a traditional look with pinch pleat or ripplefold styles.



Sivoia QS Wireless

Kirbé vertical drapery systems lift fabrics up to provide a complete view.

For more information on Sivoia QS Wireless and Sivoia QS Triathlon shades go to lutron.com/shades.



Sivoia QS Wireless

Wood blinds tilt slats independently of blind height, providing complete control of light levels in a space.



Sivoia QS Wireless

Horizontal sheer blinds combine the soft elegance of a sheer with the precision control of a blind.



Sivoia QS Wireless

Roman shade systems allow for more reliable, smooth, and virtually silent movement of Roman shades.



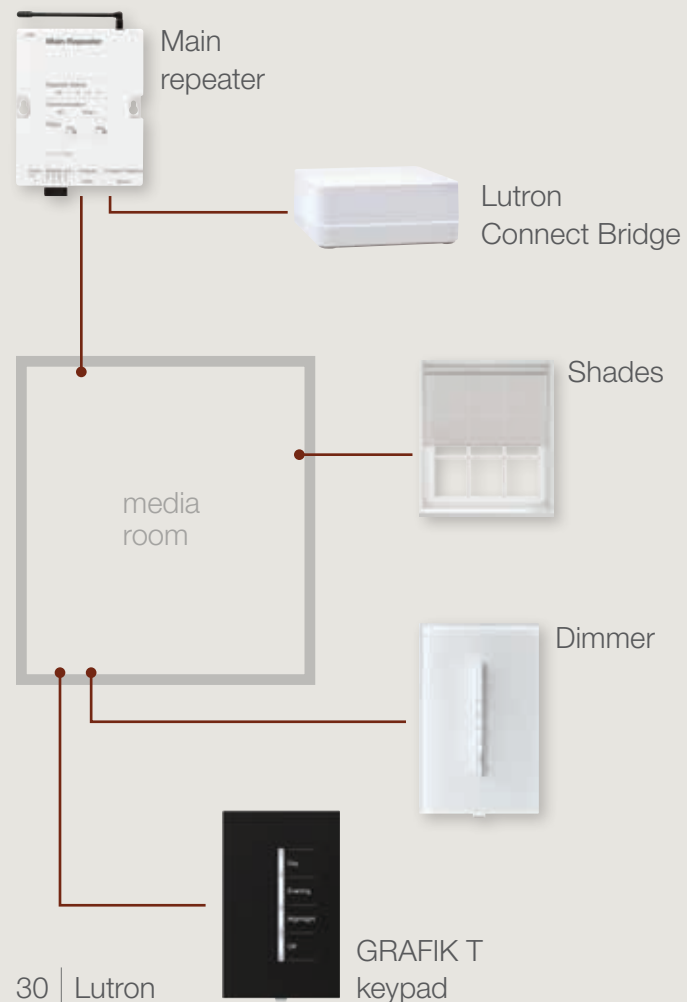
Sivoia QS Wireless

Tensioned shades reliably control daylight and heat gain through skylights and angled windows.

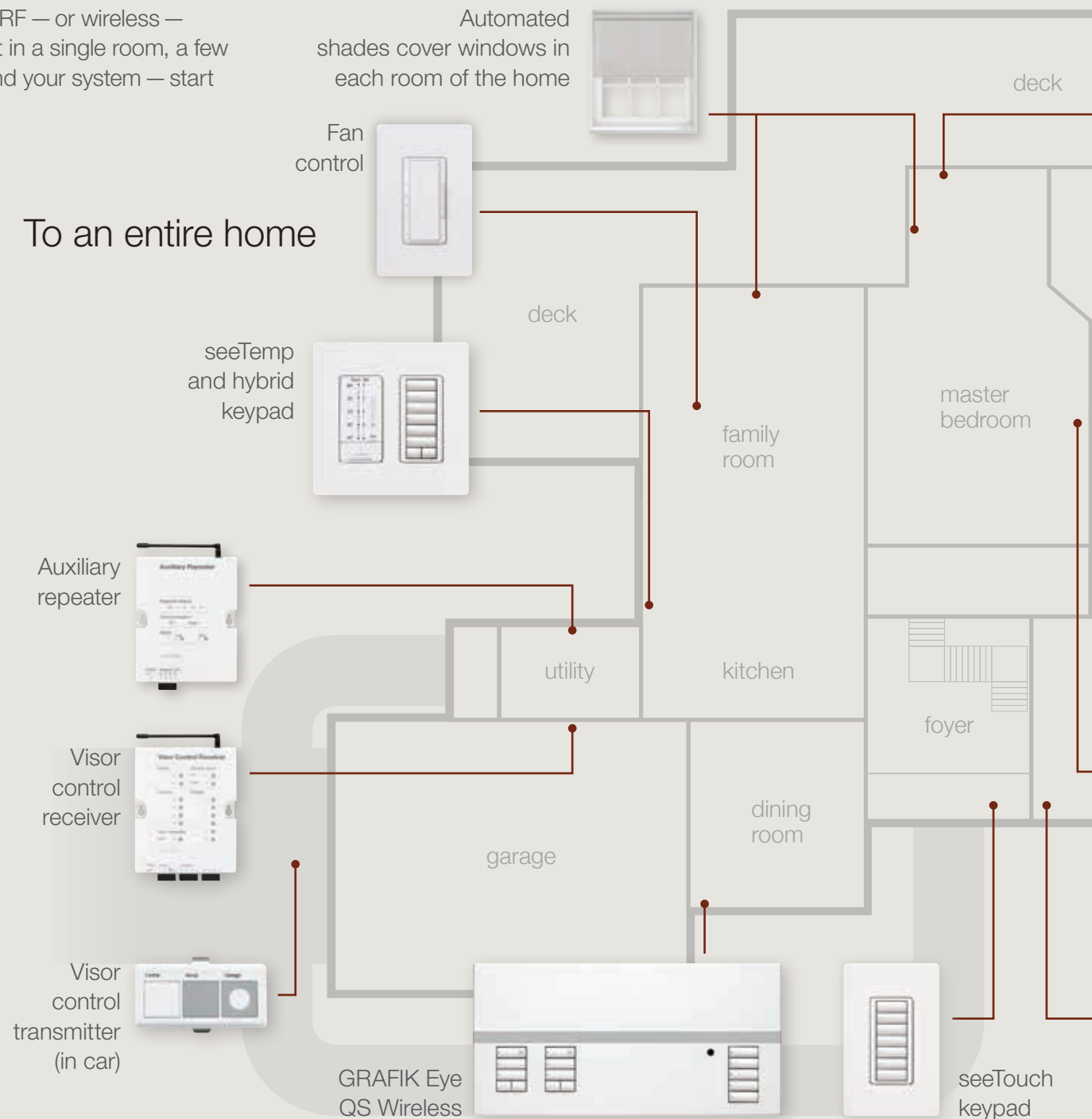
Technology you can count on

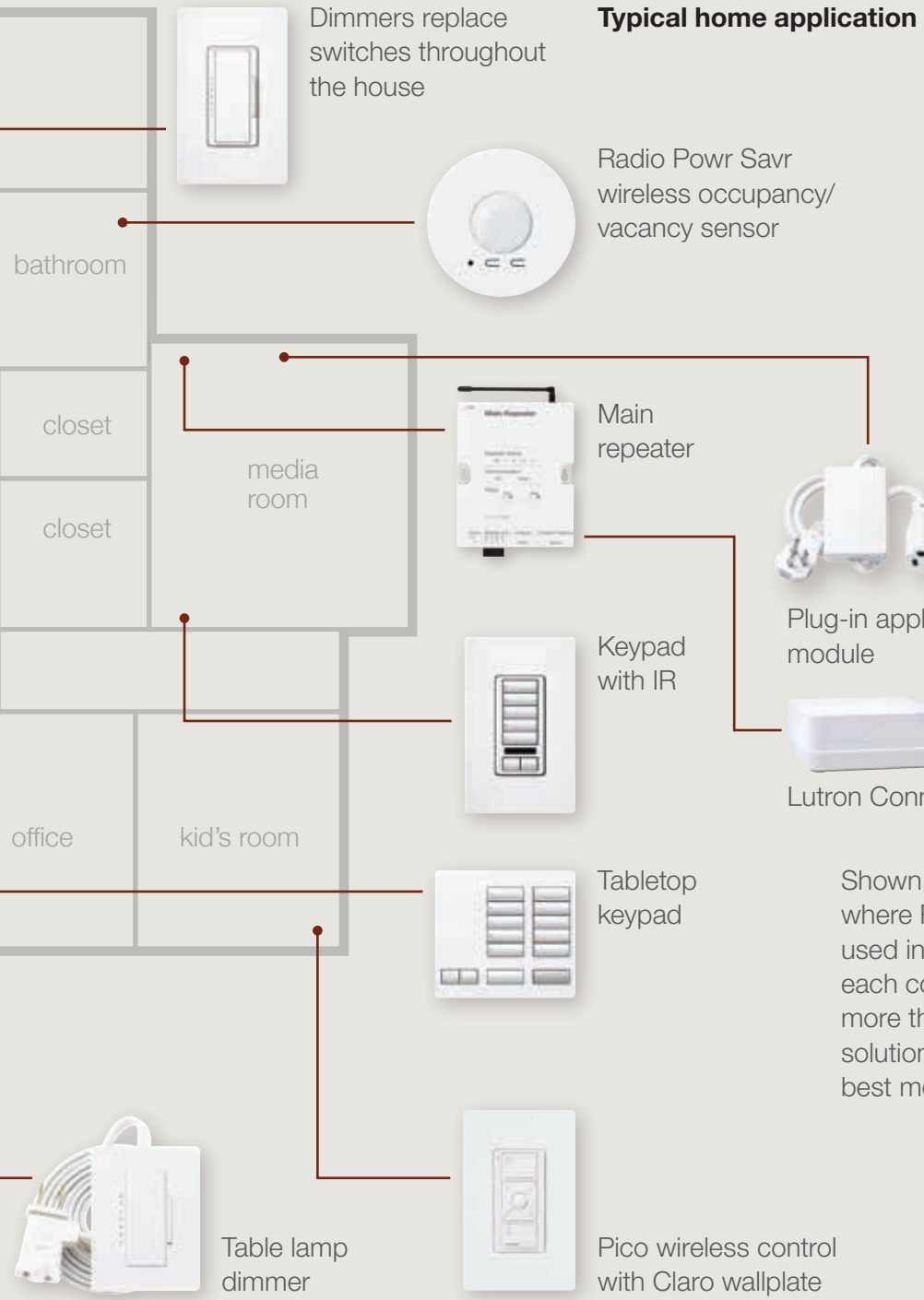
The components in RadioRA 2 “talk” to each other through RF — or wireless — technology. RadioRA 2 is scalable — meaning you can use it in a single room, a few rooms, or throughout your entire home. Plus, you can expand your system — start out with a single room and add other rooms in the future.

From a single area



To an entire home






Control your RadioRA 2 system anywhere — from inside or outside your home using mobile device or tablet apps.

Shown here is an example of where RadioRA 2 components are used in a typical home. Because each component can be used in more than one room, you can create solutions for each room that will best meet your needs.

LUTRON Clear Connect Wireless

Lutron's patented Clear Connect RF technology sets the bar for reliability, so you can trust your system will work with precision and accuracy — every time you use it.

- Quiet frequency band, essentially free of interference
- Dedicated network ensures communication between system devices is reliably delivered
- Group commands ensure smooth, simultaneous system response



The basics of energy savings



Light control

Dimming a standard halogen or incandescent light bulb by 25% saves 20% lighting energy. Dim more and you'll save even more. Sensors and a timeclock also help save energy by turning off lights when they are not needed.

Potential energy savings: 20%

Temperature control

Temperature control is the perfect complement to light and shade control because it provides the ability to adjust heating and cooling systems any time of day — even while away from home, saving up to 16% or more of heating and cooling energy usage.¹

Potential energy savings: 16%

Appliance control


Many appliances — like computer monitors — consume energy 24 hours a day, accounting for 10% of a typical home's electricity use.² Turning off this standby power as part of a total home control system saves energy.

Potential energy savings: 10%


Shade control

You can make the most of the energy savings you get from light, temperature, and appliance control, by adding motorized shades to a space. Controllable window shades can save on heating and cooling costs by blocking the sun's rays in summer or letting them in to warm a room during colder months.

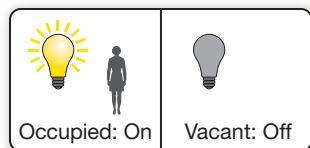
The energy-saving solutions listed below use a combination of light, shade, temperature, and appliance control to capitalize on **energy savings in your home**, without sacrificing comfort or convenience.



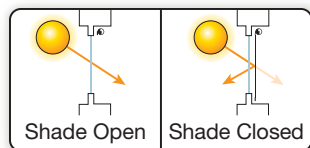
Dimming incandescent or halogen bulbs by 25% saves 20% electricity. Dimming more saves even more.



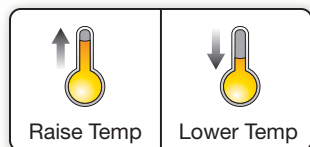
LEDs and CFLs already use less energy than standard bulbs, so dimming these highly efficient bulbs saves additional energy.



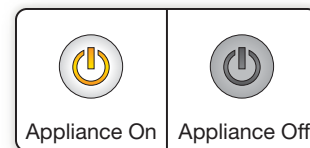
Occupancy sensing turns lights and standby power from electronic appliances off when a person leaves the space.



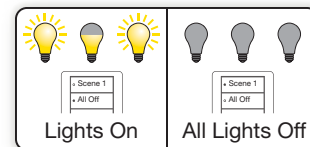
Controllable window shades reduce heating costs in winter and cooling costs in summer.




Temperature control automatically sets back the temperature when heating or cooling a room, so you use less electricity.



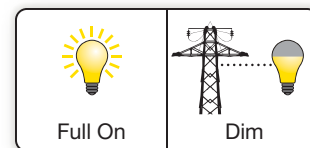
Appliance control turns off standby power to electronic appliances when you're not using them.



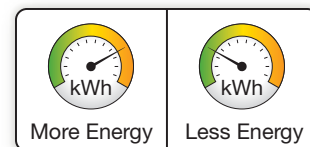
The **"All Off" button** turns all lights off with a single touch.



Scheduling can dim or turn off lights and standby power from electronic appliances when they're not needed, as well as set back the temperature when not as much heating or cooling is needed.



Demand response automatically reduces energy use from lights, shades, and heating/cooling systems during peak electricity usage times.



The **"Green" button** reduces energy use from lights, shades, and heating/cooling systems with a single touch.



A history of sustainability, innovation, and quality



At Lutron, sustainability is not new to us. Since 1961, we have been designing industry-leading technology that saves energy and reduces greenhouse gas emissions; we are also a proud member of the U.S. Green Building Council.

Lutron is a company built on a belief in taking care of the customers, employees, and the community. We innovate in advance of emerging market needs and continually improve our quality, our delivery, and our value.

Lutron owns over 2,000 patents worldwide and manufactures more than 15,000 products. For over 50 years, we have met and exceeded the highest standards of quality and service. Every one of our products is quality-tested before it leaves the factory.

Global service and support

You can count on a level of support unequaled anywhere in the industry and anywhere in the world. Lutron provides 24/7 technical phone support, as well as a global network of customer-focused field service engineers.

☼, C•L, Claro, Clear Connect, GRAFIK Eye, Kirbé, Lutron, Maestro, Pico, RadioRA, Satin Colors, seeTemp, seeTouch, Sivoia, TouchPRO Wireless, and Triathlon are trademarks of Lutron Electronics Co., Inc., registered in the U.S. and other countries. GRAFIK T, Radio Powr Savr, and CERUS are trademarks of Lutron Electronics Co.

lutron.com



World headquarters 1.610.282.3800 | Customer assistance 1.844.LUTRON1 (588.7661) — includes 24/7 technical support

© 10/2016 Lutron Electronics Co., Inc. | P/N 367-1663 REV Q

